

Nutan Urja Solutions

A 703, Balaji Witefield, Near Sunni's World,
Sus Road, Sus, Pune 411 021

Phone: 83568 18381. Email: nutanurja.solutions@gmail.com

Date: 20/10/2022

CERTIFICATE

This is to certify that we have conducted Green Audit at Nutan College Of Engineering & Research (NCER), Talegaon for the year 2021–22.

The College has already adopted **Green** practices like:

- Installation of Rain Water Harvesting system
- Installation of Bio composting pit
- Installation of **Solar Thermal Hot Water System**
- Usage of Energy Efficient LED
- Usage of Energy Efficient BEE STAR Rated equipment

We appreciate the support of Management, involvement of faculty members and students in the process of making the campus Green.

Nutan Urja Solutions,



K G Bhatwadekar,

Certified Energy Auditor,

EA - 22428



**Report
On
Green Audit
At
Nutan College Of Engineering & Research (NCER), Talegaon
(Year 2021-22)**



Prepared by
Nutan Urja Solutions
A 703, Balaji Witfield, Near Sunni's World,
Sus Road, Sus, Pune 411 021
Phone: 83568 18381. Email: nutanurja.solutions@gmail.com



Contents

Acknowledgement	2
Executive Summary	3
Abbreviations	5
1. Introduction	6
1.1 Objectives	6
1.2 Audit methodology	6
2. Study of Electrical Energy Consumption	7
3. Carbon Foot printing	9
4. Study of Usage of Alternate Energy	11
5. Study of Rain Water Harvesting	12
6. Study of Waste Management	13
6.1 Solid Waste Management	13
6.2 e-Waste Management	13
7. Study of Green Practices	14
7.1 No of students who don't use own Vehicle for coming to Institute	14
7.2 Usage of Public Transport	14
7.3 Pedestrian Friendly Roads	14
7.4 Plastic Free Campus	14
7.5 Paperless Office	14
7.6 Green Landscaping with Trees and Plants	15



Acknowledgement

We at Nutan Urja Solutions, Pune, express our sincere gratitude to the management of Nutan College Of Engineering & Research (NCER), Talegaon for awarding us the assignment of Green Audit of their college premises.

We are also thankful to various Head of Departments & other Staff members for helping us during the field measurements.

We hope that the recommendations stated in this report will be useful and worthy of discussions to take things forward to help implementation of energy conservation measures and green practices. While we have made every attempt to adhere to high quality standards, in both data collection and analysis through the report, we would welcome your suggestions so as to improve upon this report further.



Executive Summary

Green Audit of Nutan College Of Engineering & Research (NCER), Talegaon is conducted by Nutan Urja Solutions, Pune. Based On the audit field study, following important points can be presented.

1. Present Energy Consumption

Nutan College Of Engineering & Research (NCER), Talegaon uses Electrical Energy as the source of Energy for various equipment in the college campus. In the following Table, we present the details of Energy Consumption.

Table no 1: Details of energy consumption

Sr no	Parameter	Energy consumed, (Units)	CO2 Emission (MT)
1	Maximum	24,799	19.84
2	Minimum	3,127	2.50
3	Average	6,795	5.44
4	Total	81,539	65.23

2. Various Measures Adopted for Energy Conservation

1. Usage of STAR Rated ACs at new installations
2. Usage of LED lights at some indoor locations
3. Usage of LED Lights for outdoor lighting.

3. Usage of Renewable Energy

The collage has installed **Solar Thermal Hot Water System**.

4. Rain Water Harvesting

The College has installed the Rainwater harvesting project, to reduce dependency on municipal corporation water supply.

5. Waste Management

The College has already installed a Bio composting Plant, wherein, the bio-degradable waste is composted & is used as fertilizer for the garden.

The internal communication is through emails and there is hardly any generation of e-Waste in the premises.



6. Notes and Assumptions

1. Daily working hours-10 Nos
2. Annual working Days-250 Nos
3. Average Rate of Electrical Energy : **Rs 11/- per kWh**



Abbreviations

CFL	:	Compact Fluorescent Lamp
FTL	:	Fluorescent Tube Light
LED	:	Light Emitting Diode
V	:	Voltage
I	:	Current
kW	:	Kilo- Watt
kWh	:	kilo-Watt Hour
kVA	:	Active Power



1. Introduction

Nutan College Of Engineering & Research (NCER), Talegaon is part of Nutan Maharashtra Vidya Prasarak Mandal which is a highly respected education society in Maharashtra and is credited with starting national education schools in the Maval Region of Pune district over 100 years ago. The great freedom fighter Lokmanya Bal Gangadhar Tilak was the founder member of the Mandal and was the Chairman of its Governing Body for almost 12 years.

The institute stands committed to provide quality technical education to its students. The approved by All India Council for Technical Education (AICTE), New Delhi and Director of Technical Education (DTE), Government of Maharashtra. It is affiliated to Savitribai Phule Pune University/ Dr. Babasaheb Ambedkar Technological University Lonere, Raigad.

1.1 Need of Green Audit

Green audits help institute remain compliant to reduce their impact on the world around them

1.2 Objectives

1. To study present level of Energy Consumption
2. To Study the present CO₂ emissions
3. To assess the various equipment/facilities from Energy efficiency aspect
4. To measure various Electrical parameters
5. To study Scope for usage of Renewable Energy
6. To study various measures to reduce the Energy Consumption

1.3 Audit methodology

1. Study of connected load
2. Study of various Electrical parameters
3. To study carbon foot printing
4. To study usage of alternate energy
5. To study waste management
6. To study green practices



2. Study of Electrical Energy Consumption

In this chapter, electricity bills are studied for the analysis of electrical energy consumption.

Table no 2.1: Summary of electricity bills

No	Month	Energy (kWh)	Bill Amount (Rs)
1	Jun-22	6,602	61,933
2	May-22	11,388	104,320
3	Apr-22	6,052	62,321
4	Mar-22	7,886	77,983
5	Feb-22	3,912	48,114
6	Jan-22	4,353	44,059
7	Dec-21	24,799	202,620
8	Nov-21	3,583	44,009
9	Oct-21	3,257	47,669
10	Sep-21	3,210	35,625
11	Aug-21	3,370	38,798
12	Jul-21	3,127	40,036
	Total	81,539	807,487

Variation in energy consumption is as follows,

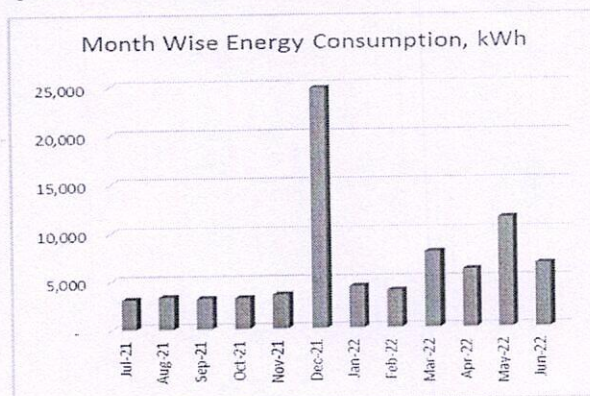


Figure 2.1: Month wise energy consumption



Monthly variation in electricity bill is as follows,

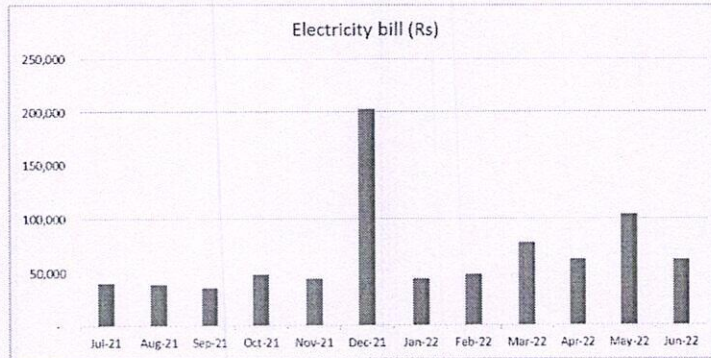


Figure 2.2: Month wise electricity bill

Key observations of electricity bill are as follows,

Table no 2.2: Key observations

Sr no	Parameter	Energy consumed, (Units)	CO2 Emission (MT)
1	Maximum	24,799	19.84
2	Minimum	3,127	2.50
3	Average	6,795	5.44
4	Total	81,539	65.23



3. Carbon Foot printing

1. A **Carbon Foot print** is defined as the Total Greenhouse Gas emissions (CO₂ emissions), emitted due to various activities. In this we compute the emissions of Carbon-Di-Oxide, by usage of the various form of Electrical Energy used by the College for performing its day to day activities

2. Basis for computation of CO₂ Emissions:

The basis of Calculation for CO₂ emissions due to Electrical Energy is as under

- 1 Unit (kWh) of Electrical Energy releases **0.8 Kg of CO₂** into atmosphere.

Based on the above Data we compute the CO₂ emissions which are being released in to the atmosphere by the College due to its Day to Day operations

We herewith furnish the details of various forms of Energy consumption as under

Table 3.1: Month wise Consumption of Electrical Energy & CO₂ Emissions

No	Month	Energy Consumed, kWh	CO ₂ Emissions, MT
1	Jun-22	6,602	5.28
2	May-22	11,388	9.11
3	Apr-22	6,052	4.84
4	Mar-22	7,886	6.31
5	Feb-22	3,912	3.13
6	Jan-22	4,353	3.48
7	Dec-21	24,799	19.84
8	Nov-21	3,583	2.87
9	Oct-21	3,257	2.61
10	Sep-21	3,210	2.57
11	Aug-21	3,370	2.70
12	Jul-21	3,127	2.50
	Total	81,539	65.23

In the following Chart we present the CO₂ emissions due to usage of Electrical Energy.



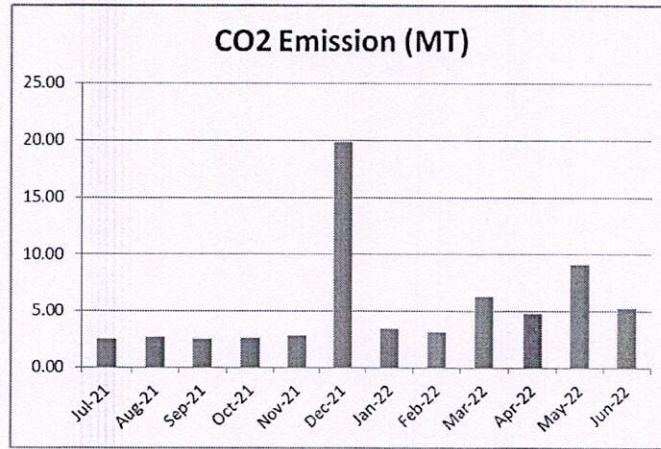



Figure 3.1: Month wise CO2 Emission



4. Study of Usage of Alternate Energy

In this Chapter, we compute the percentage of Usage of Alternate/Renewable Energy to Annual Energy Requirement of the College. The College has installed Roof Top Solar Thermal Hot Water System of 2400 Liters capacity.

Photograph of Solar Thermal Hot Water System



5. Study of Rain Water Harvesting

The College has already installed Rain Water Harvesting project, wherein the rain water falling on the terrace is collected and through pipes it is fed to underground Water Storage tank. This stored water is then reused for domestic purpose.

Photograph of Rain Water Harvesting pipe



6. Study of Waste Management

6.1 Solid Waste Management

The College has already installed a Bio composting Plant, wherein, the bio-degradable waste is composted & is used as fertilizer for the garden.

6.2 e-Waste Management

The internal communication is through emails and hence there is hardly any generation of e-Waste in the premises.



7. Study of Green Practices

7.1 No of students who don't use own Vehicle for coming to Institute

Out of total students coming to Institute, about 20% students use own Automobile.

7.2 Usage of Public Transport

During the Students transport study, it was revealed that the local students who are residing near areas make use of Public Transport like Municipal Transport local buses, local sharing type auto rickshaws. Some students use bicycles. Institute encourages students to not to use automobiles.

7.3 Pedestrian Friendly Roads

The Institute has well defined pedestrian foot paths as to facilitate the easy movement of the students within the campus.

Photograph of Road within campus



7.4 Plastic Free Campus

The Institute is an active participant in the Government of India's most prestigious project of SWATCHH BHART ABHIYAN. The Institute has displayed boards in the Campus, to make the campus plastic free. Various measures adopted for this purpose are as follows

- Installation of Separate waste bins for Dry waste & wet waste
- Usage of paper tea cups in the Institute canteen
- Display of boards in the campus for Plastic Free campus

7.5 Paperless Office

The internal communication of the Institute is through the Internet. There are hardly any day to day operations, where printing is required.



7.6 Green Landscaping with Trees and Plants

The Institute has beautiful maintained Garden.




Figure 7.1: Beautiful maintained Garden of college